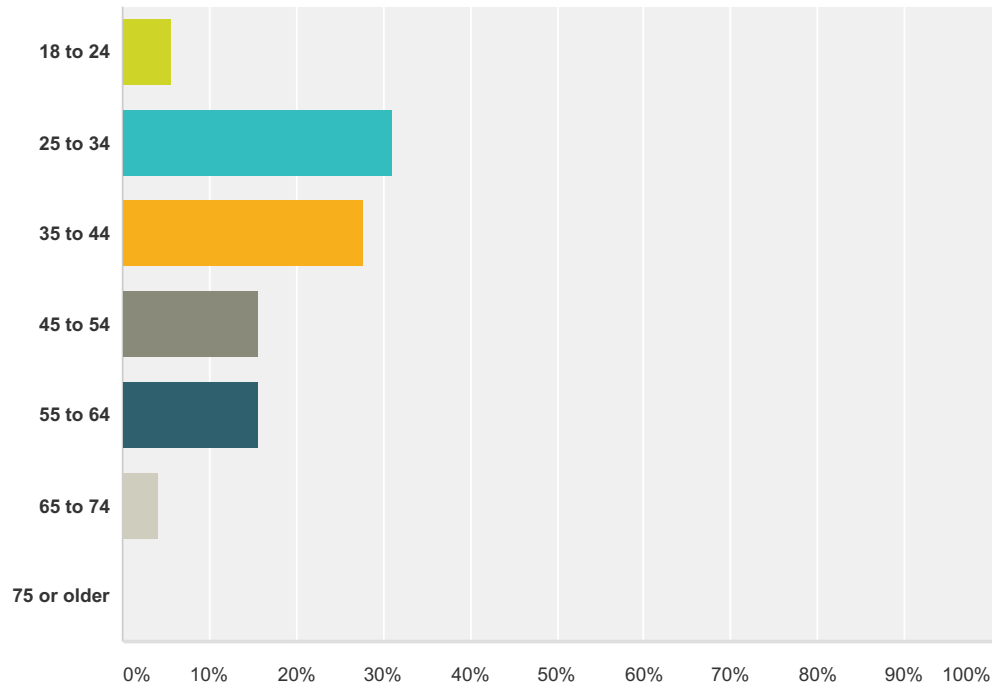


Q1 What is your age?

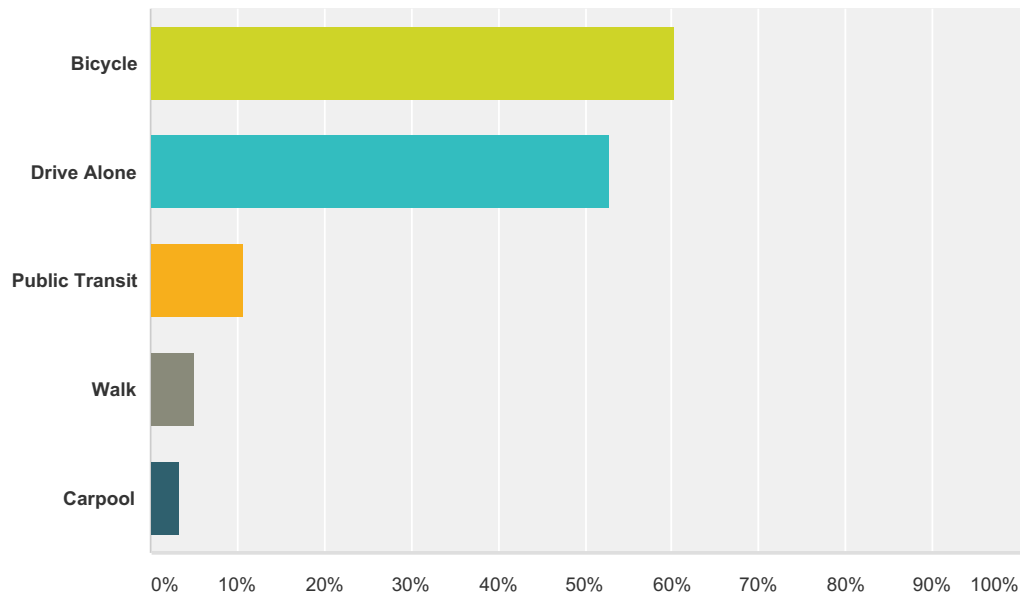
Answered: 122 Skipped: 0



Answer Choices	Responses
18 to 24	5.74% 7
25 to 34	31.15% 38
35 to 44	27.87% 34
45 to 54	15.57% 19
55 to 64	15.57% 19
65 to 74	4.10% 5
75 or older	0.00% 0
Total	122

Q2 What is your normal commute mode?

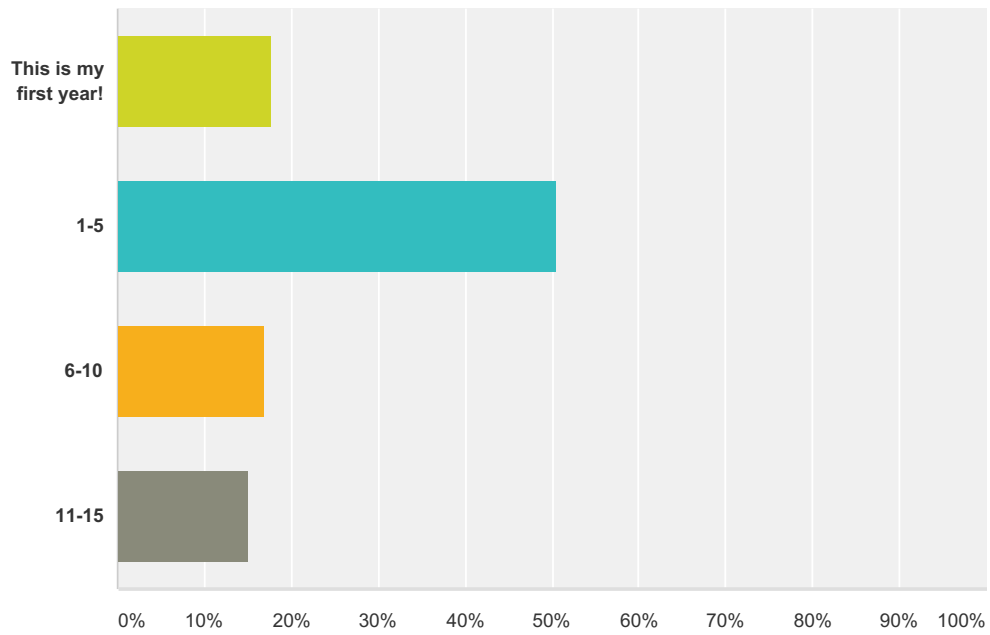
Answered: 121 Skipped: 1



Answer Choices	Responses
Bicycle	60.33% 73
Drive Alone	52.89% 64
Public Transit	10.74% 13
Walk	4.96% 6
Carpool	3.31% 4
Total Respondents: 121	

Q3 How many years have you bicycle commuted?

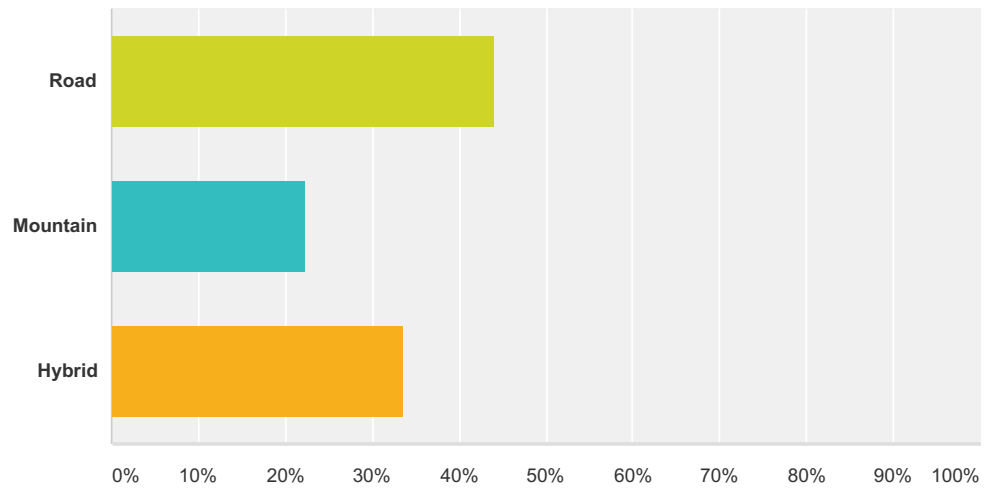
Answered: 107 Skipped: 15



Answer Choices	Responses
This is my first year!	17.76% 19
1-5	50.47% 54
6-10	16.82% 18
11-15	14.95% 16
Total	107

Q4 What type of bicycle do you ride when commuting?

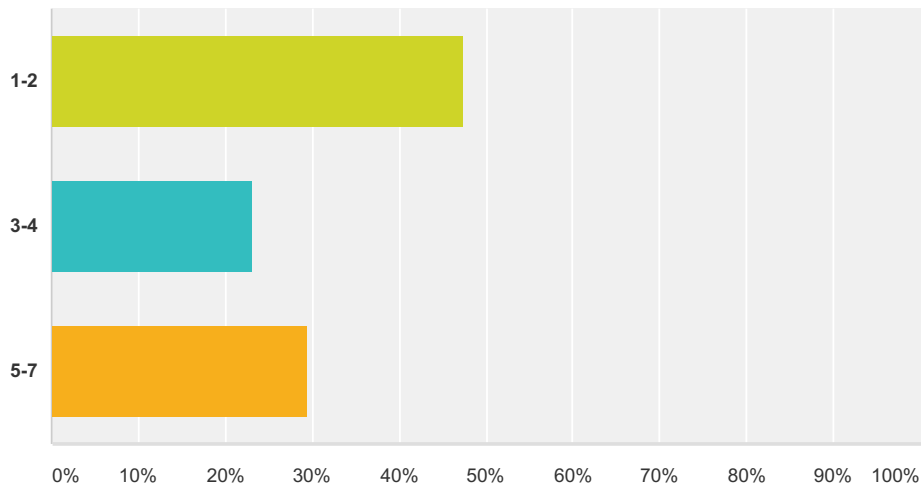
Answered: 116 Skipped: 6



Answer Choices	Responses
Road	43.97% 51
Mountain	22.41% 26
Hybrid	33.62% 39
Total	116

Q5 How many days a week do you bike commute?

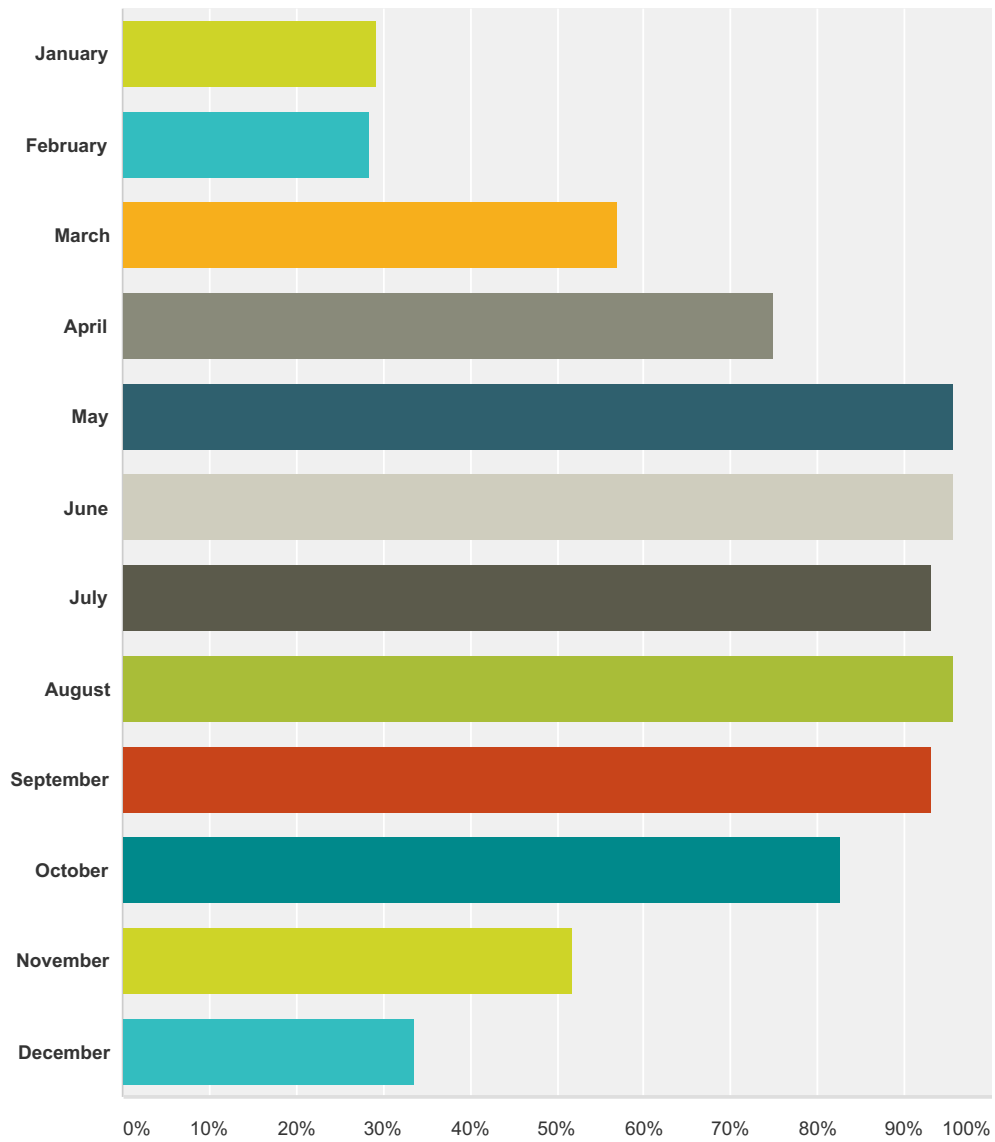
Answered: 112 Skipped: 10



Answer Choices	Responses
1-2	47.32% 53
3-4	23.21% 26
5-7	29.46% 33
Total	112

Q6 During what months do you commute by bicycle?

Answered: 116 Skipped: 6



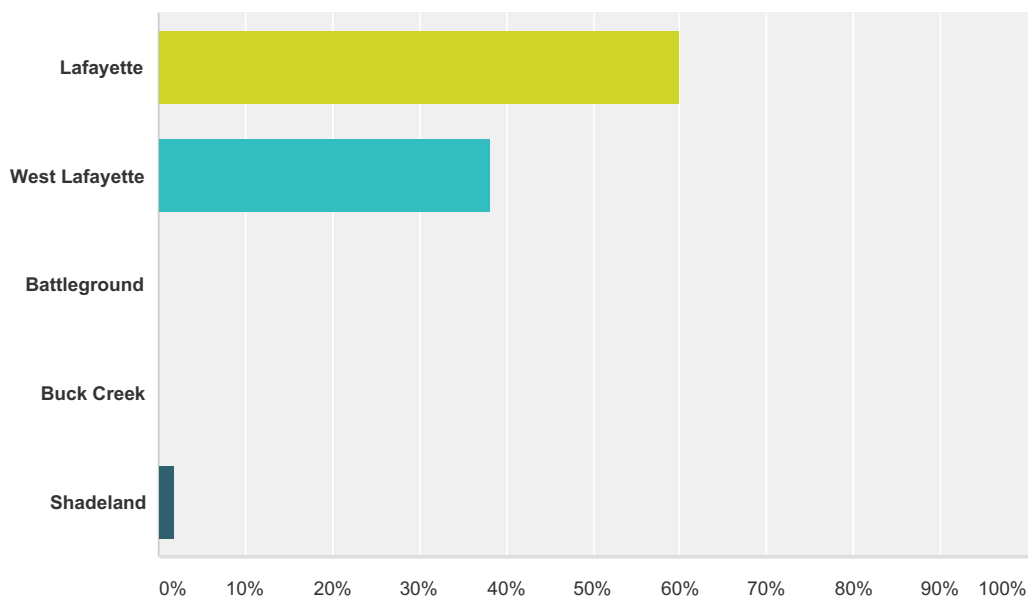
Answer Choices	Responses	Count
January	29.31%	34
February	28.45%	33
March	56.90%	66
April	75.00%	87
May	95.69%	111
June	95.69%	111
July	93.10%	108

commute (kə'mju:t)vb1. (intr) to travel some distance regularly between one's home and one's place of work

August	95.69%	111
September	93.10%	108
October	82.76%	96
November	51.72%	60
December	33.62%	39
Total Respondents: 116		

Q7 Where does your bicycle commute begin?

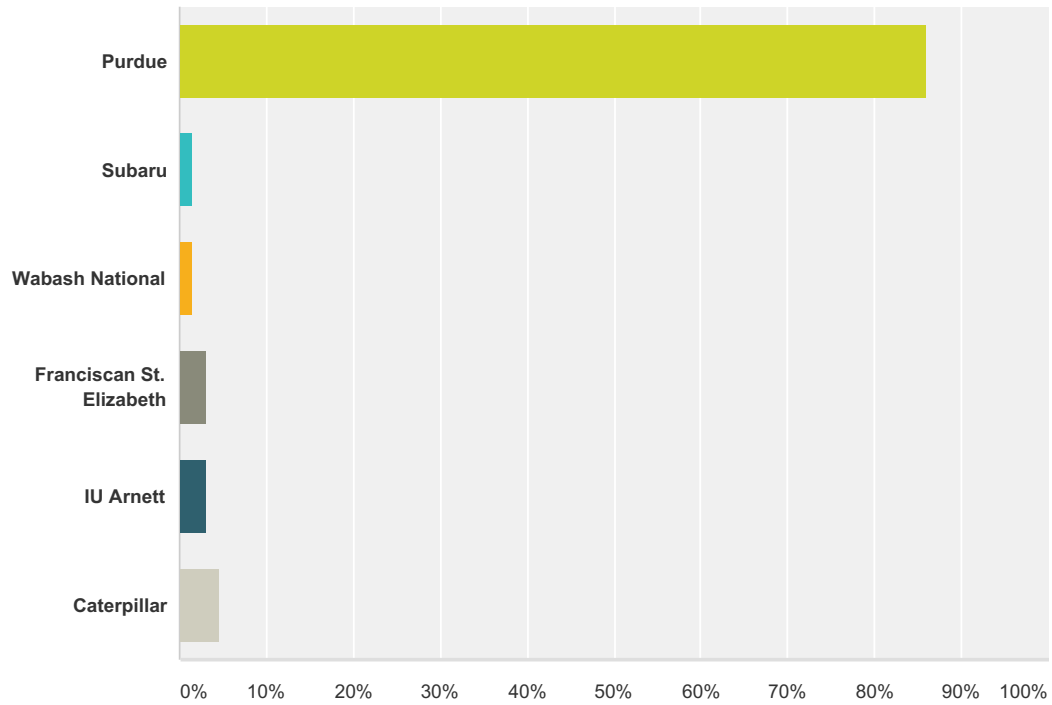
Answered: 110 Skipped: 12



Answer Choices	Responses
Lafayette	60.00% 66
West Lafayette	38.18% 42
Battleground	0.00% 0
Buck Creek	0.00% 0
Shadeland	1.82% 2
Total	110

Q8 Where does your commute end?

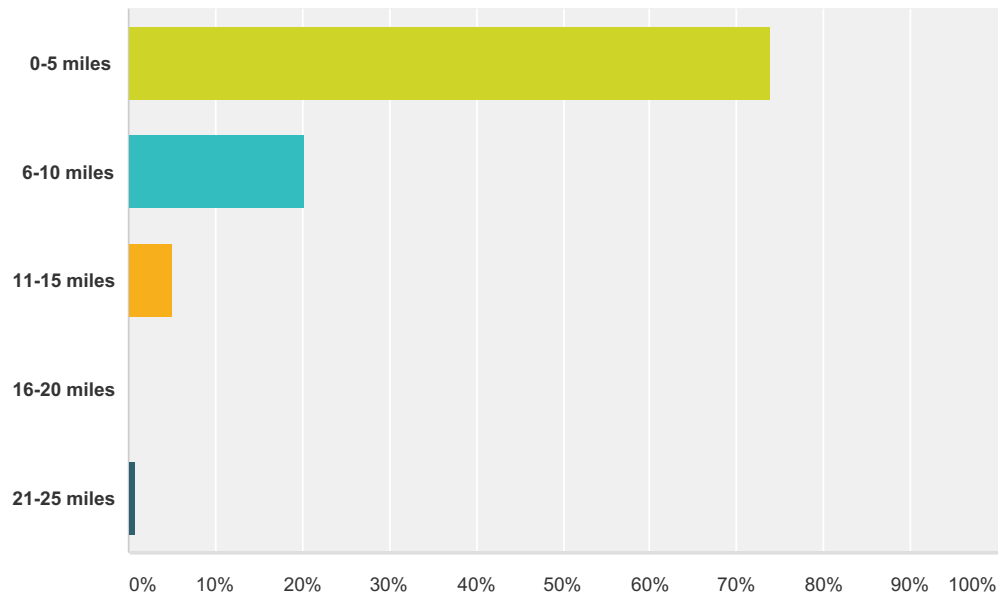
Answered: 64 Skipped: 58



Answer Choices	Responses
Purdue	85.94% 55
Subaru	1.56% 1
Wabash National	1.56% 1
Franciscan St. Elizabeth	3.13% 2
IU Arnett	3.13% 2
Caterpillar	4.69% 3
Total	64

Q9 What is the one way distance of your commute?

Answered: 119 Skipped: 3



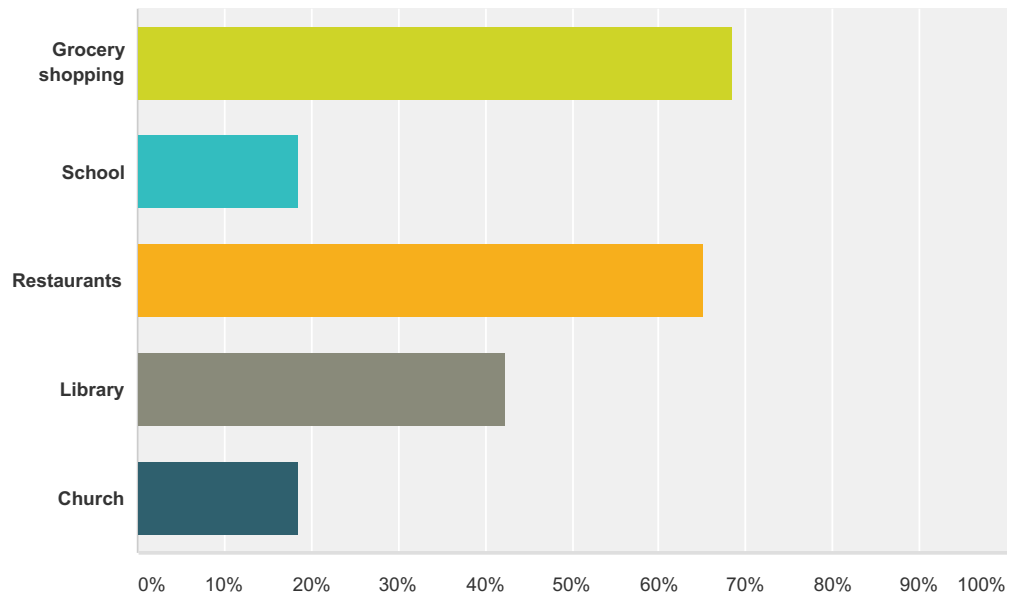
Answer Choices	Responses
0-5 miles	73.95% 88
6-10 miles	20.17% 24
11-15 miles	5.04% 6
16-20 miles	0.00% 0
21-25 miles	0.84% 1
Total	119

Q10 Does your employer support bicycle commuting? How?

Answered: 88 Skipped: 34

Q11 What other errands do you do by bike?

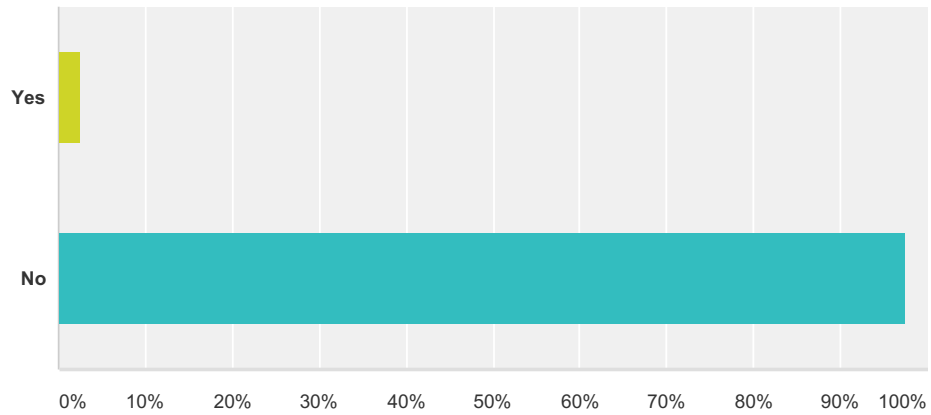
Answered: 92 Skipped: 30



Answer Choices	Responses
Grocery shopping	68.48% 63
School	18.48% 17
Restaurants	65.22% 60
Library	42.39% 39
Church	18.48% 17
Total Respondents: 92	

Q12 Do you have kids that bike to school?

Answered: 118 Skipped: 4



Answer Choices	Responses
Yes	2.54% 3
No	97.46% 115
Total	118

Q13 What is your primary reason for commuting by bike?

Answered: 104 Skipped: 18

commute (kə'mju:t)vb1. (intr) to travel some distance regularly between one's home and one's place of work

Q14 What advice do you have for others who may want to start commuting by bicycle?

Answered: 93 Skipped: 29

commute (kə'mju:t)vb1. (intr) to travel some distance regularly between one's home and one's place of work

Q15 Anything else you want to share?

Answered: 55 Skipped: 67